




FITTING INSTRUCTIONS FOR FI0081BK FRAME INSERT
BMW S1000R 2014 LEFT HAND SIDE



THIS KIT CONTAINS THE ITEMS PICTURED AND LABELLED BELOW.
DO NOT PROCEED UNTIL YOU ARE SURE ALL PARTS ARE PRESENT.

Please note that the way the kit is packed does not necessarily represent the way of mounting to the bike

THE PARTS SHOWN MAY BE REPRESENTATIVE ONLY (FOR CLARITY OF INSTRUCTIONS ONLY)



R&G Racing
Unit 1, Shelleys Lane, East Worldham, Alton, Hampshire, GU34 3AQ

Tel: +44 (0) 1420 89007 | Fax : +44 (0) 1420 87301 | Email: info@rg-racing.com



Please note that in cases where kits are packed with rubber washers holding the components onto the bolt – *the rubber washers should be thrown away!*

TOOLS REQUIRED

- 3mm metric Allen key.

Left-hand side (as you sit on bike)

- Fit the counter sunk headed bolt through frame insert so head sits in counter-sink.
- Place special nut on exposed end of bolt so tapered face goes into tapered recess.
- Tighten bolt until tapered portion of nut just contacts tapered face of plastic frame insert.
- Place the assembly into spindle in the position shown above with recess horizontal as shown above.
- Tighten bolt so frame insert is held in position firmly (do not over tighten).
- Place bubble sticker as shown above.
- **Regularly check to ensure frame insert remains tight.**

ISSUE 1 NSY 14/03/2014

CONSUMER NOTICE

The catalogue description and any exhibition of samples are only broad indications of the Products and R&G may make design changes which do not diminish their performance or visual appeal and supplying them in such state shall conform to the order. The Buyer acknowledges no representation or warranty (other than as to title) has been given or will apply to the Products other than those in R&G's order or confirmation and the Buyer confirms it has chosen the Products as being of merchantable quality and suitable for its particular purposes. Where R&G fits the Products or undertakes other services it shall exercise reasonable skill and care and rectify any fault free of charge unless the workmanship has been disturbed. The Buyer is responsible for ensuring that the warranty on the motorcycle is not affected by the fitting of the Products. On return of any defective Products R&G shall at its option either supply a replacement or refund the purchase money but shall not be liable if the Products have been modified or used or maintained otherwise than in accordance with R&G's or manufacturer's instructions and good engineering practice or if the defect arises from accident or neglect. Other than identified above and subject to R&G not limiting its liability for causing death and personal injury, it shall not be liable for indirect or consequential loss and otherwise its liability shall be limited to the amounts paid by the Buyer for the Products or the fitting or service concerned. These terms do not affect the Buyer's statutory rights.

R&G RACING RETURNS POLICY (NON-FAULTY GOODS)

Returns must be pre-authorized (if not pre-authorized the return will be rejected). Goods may only be returned direct to us if they were purchased direct from us (customer must prove if necessary). Otherwise to be returned to original vendor. Goods must be in re-sellable condition, in the opinion of R&G Racing. All returns are subject to a 25% restocking and handling fee (25% of the gross value exc. P&P – at the prevailing price at time of purchase). The customer must pay any and all carriage charges. No returns of discontinued products, unless within 14 days of purchase. This policy does not affect your statutory rights and does not refer to faulty goods.

R&G Racing
Unit 1, Shelleys Lane, East Worldham, Alton, Hampshire, GU34 3AQ

Tel: +44 (0) 1420 89007 | Fax : +44 (0) 1420 87301 | Email: info@rg-racing.com



INSTRUCTIONS DE MONTAGE


FI0081BK Insert de cadre BMW S1000R 2014 Coté droit



La façon dont le kit est emballé ne représente pas nécessairement la façon de le monter sur la moto

Vérifier le contenu de la boîte avant de déballer les pièces

Les parties représentées peuvent parfois être uniquement représentatives
(Pour la clarté des explications)





Notez que dans les cas où les kits sont emballés avec des rondelles en caoutchouc, composantes du boulon - les rondelles en caoutchouc doivent être jetées !

Outils requis

- 3mm Clef Allen de 3mm

Côté droit assis sur la moto

- Glisser la vis à tête fraisée dans l'insert R&G, de manière à positionner la vis dans le renforcement conique.
- Placer l'écrou spécial sur la vis (voir photo)
- Serrer les vis jusqu'à ce que la partie de l'écrou spécial soit en contact avec l'insert en plastique R&G.
- Placer le tout sur la moto à l'endroit de l'axe de bras oscillant (voir photo au haut de la première page).
- Serrer la vis de manière à fixer l'insert de cadre sur la moto. (ne pas serrer trop fort).
- Coller le sticker R&G sur l'insert.
- **Vérifier régulièrement le serrage de la vis.**

CONSUMER NOTICE

The catalogue description and any exhibition of samples are only broad indications of the Products and R&G may make design changes which do not diminish their performance or visual appeal and supplying them in such state shall conform to the order. The Buyer acknowledges no representation or warranty (other than as to title) has been given or will apply to the Products other than those in R&G's order or confirmation and the Buyer confirms it has chosen the Products as being of merchantable quality and suitable for its particular purposes. Where R&G fits the Products or undertakes other services it shall exercise reasonable skill and care and rectify any fault free of charge unless the workmanship has been disturbed. The Buyer is responsible for ensuring that the warranty on the motorcycle is not affected by the fitting of the Products. On return of any defective Products R&G shall at its option either supply a replacement or refund the purchase money but shall not be liable if the Products have been modified or used or maintained otherwise than in accordance with R&G's or manufacturer's instructions and good engineering practice or if the defect arises from accident or neglect. Other than identified above and subject to R&G not limiting its liability for causing death and personal injury, it shall not be liable for indirect or consequential loss and otherwise its liability shall be limited to the amounts paid by the Buyer for the Products or the fitting or service concerned. These terms do not affect the Buyer's statutory rights.

R&G RACING RETURNS POLICY (NON-FAULTY GOODS)

Returns must be pre-authorized (if not pre-authorized the return will be rejected). Goods may only be returned direct to us if they were purchased direct from us (customer must prove if necessary). Otherwise to be returned to original vendor. Goods must be in re-sellable condition, in the opinion of R&G Racing. All returns are subject to a 25% restocking and handling fee (25% of the gross value exc. P&P – at the prevailing price at time of purchase). The customer must pay any and all carriage charges. No returns of discontinued products, unless within 14 days of purchase. This policy does not affect your statutory rights and does not refer to faulty goods.

R&G Racing
Unit 1, Shelleys Lane, East Worldham, Alton, Hampshire, GU34 3AQ

Tel: +44 (0) 1420 89007 | Fax : +44 (0) 1420 87301 | Email: info@rg-racing.com




MONTAGEANLEITUNG FÜR FI0081BK RAHMENEINSATZ
BMW S1000R 2014 - LINKE SEITE



ALLE TEILE SIND UNTEN ABGEBILDET UND GEKENNZEICHNET. BEVOR SIE MIT DER MONTAGE BEGINNEN, ÜBERPRÜFEN SIE, DASS ALLE TEILE VORHANDEN SIND.

Hinweis: Die Verpackung der Teile stellt nicht die Reihenfolge der Montage dar.

DIE UNTEN ABGEBILDETEN TEILE DIENEN LEDIGLICH ZUR ERKLÄRUNG



R&G Racing
Unit 1, Shelleys Lane, East Worldham, Alton, Hampshire, GU34 3AQ

Tel: +44 (0) 1420 89007 | Fax : +44 (0) 1420 87301 | Email: info@rg-racing.com



Hinweis für Kits mit Plastikunterlegscheiben an den Schrauben – *Diese Plastikunterlegscheiben werden nicht für den Einbau benötigt!*

SIE BENÖTIGEN FOLGENDES WERKZEUG:

- 3mm Inbusschlüssel

Linke Seite (in Fahrtrichtung):

- Führen Sie die Halbrundkopfschraube durch den Rahmeneinsatz, sodass der Kopf in der Gegenbohrung sitzt.
- Die spezielle Mutter am Ende der Schraube so anbringen, dass die abgestufte Fläche in den gestuften Ausschnitt reinpasst.
- Ziehen Sie die Schraube fest, bis die abgestufte Fläche der Mutter die gestufte Fläche des Rahmeneinsatzes leicht berührt.
- Die Einheit an der oben abgebildeten Position anbringen.
- Ziehen Sie die Schraube fest, sodass der Rahmeneinsatz sicher in Position befestigt ist (nicht zu stark anziehen).
- Den Bubble-Aufkleber wie oben abgebildet anbringen.
- **Überprüfen Sie regelmäßig, dass der Rahmeneinsatz noch fest fixiert ist.**

AUSGABE 1 NSY 14/03/2014

CONSUMER NOTICE

The catalogue description and any exhibition of samples are only broad indications of the Products and R&G may make design changes which do not diminish their performance or visual appeal and supplying them in such state shall conform to the order. The Buyer acknowledges no representation or warranty (other than as to title) has been given or will apply to the Products other than those in R&G's order or confirmation and the Buyer confirms it has chosen the Products as being of merchantable quality and suitable for its particular purposes. Where R&G fits the Products or undertakes other services it shall exercise reasonable skill and care and rectify any fault free of charge unless the workmanship has been disturbed. The Buyer is responsible for ensuring that the warranty on the motorcycle is not affected by the fitting of the Products. On return of any defective Products R&G shall at its option either supply a replacement or refund the purchase money but shall not be liable if the Products have been modified or used or maintained otherwise than in accordance with R&G's or manufacturer's instructions and good engineering practice or if the defect arises from accident or neglect. Other than identified above and subject to R&G not limiting its liability for causing death and personal injury, it shall not be liable for indirect or consequential loss and otherwise its liability shall be limited to the amounts paid by the Buyer for the Products or the fitting or service concerned. These terms do not affect the Buyer's statutory rights.

R&G RACING RETURNS POLICY (NON-FAULTY GOODS)

Returns must be pre-authorized (if not pre-authorized the return will be rejected). Goods may only be returned direct to us if they were purchased direct from us (customer must prove if necessary). Otherwise to be returned to original vendor. Goods must be in re-sellable condition, in the opinion of R&G Racing. All returns are subject to a 25% restocking and handling fee (25% of the gross value exc. P&P – at the prevailing price at time of purchase). The customer must pay any and all carriage charges. No returns of discontinued products, unless within 14 days of purchase. This policy does not affect your statutory rights and does not refer to faulty goods.

R&G Racing
Unit 1, Shelleys Lane, East Worldham, Alton, Hampshire, GU34 3AQ

Tel: +44 (0) 1420 89007 | Fax : +44 (0) 1420 87301 | Email: info@rg-racing.com