



FITTING INSTRUCTIONS FOR IA0021 INDICATOR ADAPTORS



THIS KIT CONTAINS THE ITEMS PICTURED AND LABELLED OVER PAGE.

SOME PARTS MAY BE SHOWN FOR CLARITY OF INSTRUCTIONS ONLY.

DO NOT PROCEED UNTIL YOU ARE SURE ALL PARTS ARE PRESENT.

PLEASE READ ALL INSTRUCTIONS BEFORE PROCEEDING.

**IF IN ANY DOUBT WHEN FITTING OUR PRODUCTS, CONSULT ONE OF OUR DEALERS
OR HAVE FITTED BY A QUALIFIED TECHNICIAN.**

PLEASE NOTE THAT THE WAY THE KIT IS PACKED DOES NOT NECESSARILY REPRESENT THE WAY OF
MOUNTING TO THE BIKE.

IN THE EVENT OF RUBBER WASHERS BEING USED TO HOLD COMPONENTS ONTO BOLTS,
THESE RUBBER WASHERS CAN BE THROWN AWAY.

DIGITAL COPIES OF THESE INSTRUCTIONS ARE AVAILABLE FROM:

WWW.RG-RACING.COM

R&G Racing
Unit 1, Shelley's Lane, East Worldham, Alton, Hampshire, GU34 3AQ
Tel: +44 (0)1420 89007 Fax: +44 (0)1420 87301 www.rg-racing.com Email: info@rg-racing.com




<u>TOOLS REQUIRED</u>	<u>GENERAL TORQUE SETTINGS</u>
<ul style="list-style-type: none"> • METRIC SPANNER SET • METRIC ALLEN SET <ul style="list-style-type: none"> • TORX SET • HEAT GUN 	<p>M4 BOLT = 8Nm</p> <p>M5 BOLT = 12Nm</p> <p>M6 BOLT = 15Nm</p> <p>M8 BOLT = 20Nm</p> <p>M10 BOLT = 40Nm</p> <p>M12 BOLT = 40Nm</p>

LEGEND

ITEM NO.	DESCRIPTION	QTY
ITEM 1	CON0004 INDICATOR WIRING ADAPTOR	4


FITTING PICTURES



Picture 1



Picture 2



Picture 3

FITTING INSTRUCTIONS

FRONT:

- To fit the R&G indicator adaptors to the front of the bike, you will first need to remove the headlight (please refer to owner's manual for instructions if needed).
- Fit an indicator connector (item 1) to the corresponding indicator bullet connectors, to do this you will need to cut the OEM bullet connectors (Shown in Picture 1) off and replace them with the included indicator connectors.
- Ensure the operation of all lights are correct before riding, if they are not, swap the bullet connectors and retest.
- Refit the headlight.

REAR:

- To fit the R&G indicator adaptors to the rear of the bike, you will need to remove the two screws circled in Picture 2, this gives access to the OEM wiring.
- Remove the OEM indicators & unplug the bullet connectors circles in Picture 3.
- Follow the same method detailed above to cut and replace the OEM bullet connectors.
- Ensure the operation of all lights are correct before riding, if they are not, swap the bullet connectors and retest.
- Refit the plastic panel and screws.

See more R&G products for your Motorcycle in the link below:

[R&G Racing | All Products for Super Soco - TC Max \(2020\) \(rg-racing.com\)](http://www.rg-racing.com)

ISSUE 1 - 30/01/2023 (MH)

CONSUMER NOTICE

The catalogue description and any exhibition of samples are only broad indications of the Products and R&G may make design changes which do not diminish their performance or visual appeal and supplying them in such state shall conform to the order. The Buyer acknowledges no representation or warranty (other than as to title) has been given or will apply to the Products other than those in R&G's order or confirmation and the Buyer confirms it has chosen the Products as being of merchantable quality and suitable for its particular purposes. Where R&G fits the Products or undertakes other services it shall exercise reasonable skill and care and rectify any fault free of charge unless the workmanship has been disturbed. The Buyer is responsible for ensuring that the warranty on the motorcycle is not affected by the fitting of the Products. On return of any defective Products R&G shall at its option either supply a replacement or refund the purchase money but shall not be liable if the Products have been modified or used or maintained otherwise than in accordance with R&G's or manufacturer's instructions and good engineering practice or if the defect arises from accident or neglect. Other than identified above and subject to R&G not limiting

R&G Racing

Unit 1, Shelley's Lane, East Worldham, Alton, Hampshire, GU34 3AQ

Tel: +44 (0)1420 89007 Fax: +44 (0)1420 87301 www.rg-racing.com Email: info@rg-racing.com



its liability for causing death and personal injury, it shall not be liable for indirect or consequential loss and otherwise its liability shall be limited to the amounts paid by the Buyer for the Products or the fitting or service concerned. These terms do not affect the Buyer's statutory rights.

R&G RACING RETURNS POLICY (NON-FAULTY GOODS)

Returns must be pre-authorized (if not pre-authorized the return will be rejected). Goods may only be returned direct to us if they were purchased direct from us (customer must prove if necessary). Otherwise to be returned to original vendor. Goods must be in re-sellable condition, in the opinion of R&G Racing. All returns are subject to a 25% restocking and handling fee (25% of the gross value exc. P&P – at the prevailing price at time of purchase). The customer must pay any and all carriage charges. No returns of discontinued products, unless within 14 days of purchase. This policy does not affect your statutory rights and does not refer to faulty goods.

R&G Racing

Unit 1, Shelley's Lane, East Worldham, Alton, Hampshire, GU34 3AQ

Tel: +44 (0)1420 89007 Fax: +44 (0)1420 87301 www.rg-racing.com Email: info@rg-racing.com



NOTICE DE MONTAGE POUR IA0021 ADAPTATEURS DE CLIGNOTANT



CE KIT CONTIENT LES ARTICLES ILLUSTRÉS ET ÉTIQUETÉS SUR LA PAGE.

CERTAINES PIÈCES PEUVENT ÊTRE INDIQUÉES UNIQUEMENT POUR LA CLARTÉ DES INSTRUCTIONS.

NE PAS CONTINUER AVANT D'ÊTRE SÛR DE LA PRÉSENCE DE TOUTES LES PIÈCES.

VEUILLEZ LIRE TOUTES LES INSTRUCTIONS AVANT DE CONTINUER.

**EN CAS DE DOUTE LORS DE L'INSTALLATION DE NOS PRODUITS, CONSULTEZ UN DE NOS REVENEURS
OU FAITES INSTALLER PAR UN TECHNICIEN QUALIFIÉ**

VEUILLEZ NOTER QUE LA FAÇON DONT LE KIT EST EMBALLÉ NE REPRÉSENTE PAS NÉCESSAIREMENT LE
MODE DE MONTAGE SUR LE VÉLO.

EN CAS D'UTILISATION DE RONDELLES EN CAOUTCHOUC POUR MAINTENIR LES COMPOSANTS SUR LES
BOULONS, CES RONDELLES EN CAOUTCHOUC PEUVENT ÊTRE JETÉES.

NOTICE DE MONTAGE DISPONIBLE AU TÉLÉCHARGEMENT SUR :

WWW.RG-RACING.COM

R&G Racing

Unit 1, Shelley's Lane, East Worldham, Alton, Hampshire, GU34 3AQ

Tel: +44 (0)1420 89007 Fax: +44 (0)1420 87301 www.rg-racing.com Email: info@rg-racing.com



<u>OUTILS REQUIS</u>	<u>VALEURS DE SERRAGE</u>
<ul style="list-style-type: none"> • CLÉ À MOLETTE <ul style="list-style-type: none"> • CLÉ ALLEN • CLÉ TORX • PISTOLET À CHALEUR 	BOULON M4 = 8Nm BOULON M5 = 12Nm BOULON M6 = 15Nm BOULON M8 = 20Nm BOULON M10 = 40Nm BOULON M12 = 40Nm

LÉGENDE

ARTICLE NO.	DESCRIPTION	QTÉ
ARTICLE 1	CON0004 ADAPTATEUR DE FIL DE CLIGNOTANT	4

PHOTOS DE MONTAGE



Photo 1



Photo 2




Photo 3

NOTICE DE MONTAGE

AVANT:

- Pour installer les adaptateurs de clignotants R&G à l'avant de la moto, vous devrez d'abord retirer le phare (veuillez-vous reporter au manuel d'utilisateur pour obtenir des instructions si nécessaire).
- Installez un connecteur de clignotant (article 1) sur les connecteurs de clignotants correspondants, pour ce faire, vous devrez couper les connecteurs d'origine (illustrés sur la photo 1) et les remplacer par les connecteurs de clignotants inclus.
- Assurez-vous que le fonctionnement de tous feux soit correct avant de rouler, si ce n'est pas le cas, échangez les connecteurs et refaites le test.
- Remonter le phare

ARRIÈRE:

- Pour monter les adaptateurs de clignotants R&G à l'arrière de la moto, il vous faudra retirer les deux vis entourées sur la Photo 2, cela donne accès au câblage d'origine.
- Retirez les clignotants d'origine et débranchez les cercles des connecteurs sur la photo 3.
- Suivez la même méthode décrite ci-dessus pour couper et remplacer les connecteurs d'origine.
- Assurez-vous que le fonctionnement de tous les feux soit correct avant de rouler, si ce n'est pas le cas, échangez les connecteurs et refaites le test.
- Remontez le panneau en plastique et les vis.

Voir plus de produits R&G pour votre moto via ce lien :

[R&G Racing | All Products for Super Soco - TC Max \(2020\) \(rg-racing.com\)](https://www.rg-racing.com)

ISSUE 1 - 30/01/2023 (MH)

CONSUMER NOTICE

The catalogue description and any exhibition of samples are only broad indications of the Products and R&G may make design changes which do not diminish their performance or visual appeal and supplying them in such state shall conform to the order. The Buyer acknowledges no representation or warranty (other than as to title) has been given or will apply to the Products other than those in R&G's order or confirmation and the Buyer confirms it has chosen the Products as being of merchantable quality and suitable for its particular purposes. Where R&G fits the Products or undertakes other services it shall exercise reasonable skill and care and rectify any fault free of charge unless the workmanship has been disturbed. The Buyer is responsible for ensuring that the warranty on the motorcycle is not affected by the fitting of the Products. On return of any defective Products R&G shall at its option either supply a replacement or refund the purchase money but shall not be liable if the Products have been modified or used or maintained otherwise than in accordance with R&G's or manufacturer's instructions and good engineering practice or if the defect arises from accident or neglect. Other than identified above and subject to R&G not limiting

R&G Racing

Unit 1, Shelley's Lane, East Worldham, Alton, Hampshire, GU34 3AQ

Tel: +44 (0)1420 89007 Fax: +44 (0)1420 87301 www.rg-racing.com Email: info@rg-racing.com



its liability for causing death and personal injury, it shall not be liable for indirect or consequential loss and otherwise its liability shall be limited to the amounts paid by the Buyer for the Products or the fitting or service concerned. These terms do not affect the Buyer's statutory rights.

R&G RACING RETURNS POLICY (NON-FAULTY GOODS)

Returns must be pre-authorized (if not pre-authorized the return will be rejected). Goods may only be returned direct to us if they were purchased direct from us (customer must prove if necessary). Otherwise to be returned to original vendor. Goods must be in re-sellable condition, in the opinion of R&G Racing. All returns are subject to a 25% restocking and handling fee (25% of the gross value exc. P&P – at the prevailing price at time of purchase). The customer must pay any and all carriage charges. No returns of discontinued products, unless within 14 days of purchase. This policy does not affect your statutory rights and does not refer to faulty goods.

R&G Racing

Unit 1, Shelley's Lane, East Worldham, Alton, Hampshire, GU34 3AQ

Tel: +44 (0)1420 89007 Fax: +44 (0)1420 87301 www.rg-racing.com Email: info@rg-racing.com