






Fitting Instructions for RAD0184 Radiator Guard
Radiator Guard - BMW S1000RR 2015-




In This Kit There Should Be
1x Radiator Guard.
6 x Cable/Zip Ties.
3x 100mm Lengths of Self Adhesive Foam.



PICTURE A



PICTURE B



PICTURE C



- To fit the radiator guard to the bike cut the foam strip provided into 10mm wide pieces and stick them to the back of the radiator guard frame, so that they sit between the radiator guard and the radiator.
- It is easier to fit this product if both side fairings are removed.
- Offer the radiator guard into position as shown in the top picture and use two of the cable ties to secure the top of the radiator guard as shown in pictures A and B (please be careful the cable ties go through the radiator frame).
- Use another cable tie to secure the bottom of the radiator guard into position as shown in picture C.
- Extra cable ties have been included in the kit in case of any future requirements.

ISSUE 1 11/03/2015 (NSY)

Digital copies of these instructions are available to download from www.rg-racing.com

CONSUMER NOTICE

The catalogue description and any exhibition of samples are only broad indications of the Products and R&G may make design changes which do not diminish their performance or visual appeal and supplying them in such state shall conform to the order. The Buyer acknowledges no representation or warranty (other than as to title) has been given or will apply to the Products other than those in R&G's order or confirmation and the Buyer confirms it has chosen the Products as being of merchantable quality and suitable for its particular purposes. Where R&G fits the Products or undertakes other services it shall exercise reasonable skill and care and rectify any fault free of charge unless the workmanship has been disturbed. The Buyer is responsible for ensuring that the warranty on the motorcycle is not affected by the fitting of the Products. On return of any defective Products R&G shall at its option either supply a replacement or refund the purchase money but shall not be liable if the Products have been modified or used or maintained otherwise than in accordance with R&G's or manufacturer's instructions and good engineering practice or if the defect arises from accident or neglect.


Other than identified above and subject to R&G not limiting its liability for causing death and personal injury, it shall not be liable for indirect or consequential loss and otherwise its liability shall be limited to the amounts paid by the Buyer for the Products or the fitting or service concerned. These terms do not affect the Buyer's statutory rights.

R&G RACING RETURNS POLICY (NON-FAULTY GOODS)

Returns must be pre-authorized (if not pre-authorized the return will be rejected). Goods may only be returned direct to us if they were purchased direct from us (customer must prove if necessary). Otherwise to be returned to original vendor. Goods must be in re-sellable condition, in the opinion of R&G Racing. All returns are subject to a 25% restocking and handling fee (25% of the gross value exc. P&P – at the prevailing price at time of purchase). The customer must pay any and all carriage charges. No returns of discontinued products, unless within 14 days of purchase. This policy does not affect your statutory rights and does not refer to faulty goods.



Instructions de montage pour RAD0184 Protection radiateur
Radiator Guard - BMW S1000RR 2015-



Le kit doit contenir :

1x Protection radiateur.

6 x Colliers de câblage.

3x 100mm Lengths of Self Adhesive Foam.




PHOTO A




PHOTO C



- Couper la mousse en bandeaux de 10mm puis collez ces bandeaux au bas du support de protection radiateur, de façon à ce que ces bandeaux se situent entre la protection radiateur et le radiateur.
- Mettre la grille en position comme indiqué sur la photo ci dessus et utilisez les 2 colliers de câblage pour fixer le haut de la protection, voir photos A et B (Veillez à ce que les colliers de câblage aillent dans le cadre de radiateur).
- Utiliser un autre collier de câblage pour fixer le bas de la protection en position, voir photo C.
- Des colliers de câblage supplémentaires ont été inclus dans le kit en cas de besoin ultérieur.

ISSUE 1 11/03/2015 (NSY)

Ces instructions de montage sont disponibles sur www.rg-racing.com

CONSUMER NOTICE

The catalogue description and any exhibition of samples are only broad indications of the Products and R&G may make design changes which do not diminish their performance or visual appeal and supplying them in such state shall conform to the order. The Buyer acknowledges no representation or warranty (other than as to title) has been given or will apply to the Products other than those in R&G's order or confirmation and the Buyer confirms it has chosen the Products as being of merchantable quality and suitable for its particular purposes. Where R&G fits the Products or undertakes other services it shall exercise reasonable skill and care and rectify any fault free of charge unless the workmanship has been disturbed. The Buyer is responsible for ensuring that the warranty on the motorcycle is not affected by the fitting of the Products. On return of any defective Products R&G shall at its option either supply a replacement or refund the purchase money but shall not be liable if the Products have been modified or used or maintained otherwise than in accordance with R&G's or manufacturer's instructions and good engineering practice or if the defect arises from accident or neglect.

Other than identified above and subject to R&G not limiting its liability for causing death and personal injury, it shall not be liable for indirect or consequential loss and otherwise its liability shall be limited to the amounts paid by the Buyer for the Products or the fitting or service concerned. These terms do not affect the Buyer's statutory rights.

R&G RACING RETURNS POLICY (NON-FAULTY GOODS)

Returns must be pre-authorized (if not pre-authorized the return will be rejected). Goods may only be returned direct to us if they were purchased direct from us (customer must prove if necessary). Otherwise to be returned to original vendor. Goods must be in re-sellable condition, in the opinion of R&G Racing. All returns are subject to a 25% restocking and handling fee (25% of the gross value exc. P&P – at the prevailing price at time of purchase). The customer must pay any and all carriage charges. No returns of discontinued products, unless within 14 days of purchase. This policy does not affect your statutory rights and does not refer to faulty goods.

R&G Racing

Unit 1, Shelleys Lane, East Worldham Alton, Hampshire, GU34 3AQ

Tel: +44 (0)1420 89007 Fax: +44 (0)1420 87301 www.rg-racing.com Email: info@rg-racing.com